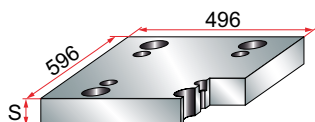


PBA-EU

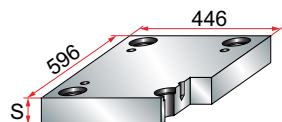


PBA-EU	
S	36
	46

mat.: 1.1730



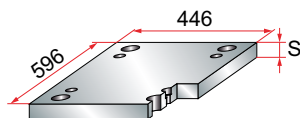
PC



		Material	
		1.1730	1.2311
S	36	*	*
	46	*	*
	56	*	*
	66	*	*
	76	*	*
	86	*	*
	96	*	*
	116	*	*
	136	*	*
	156	*	*
176	*	*	



PS-EU

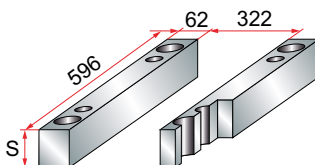


PS-EU	
S	36
	46

mat.: 1.1730



ESP-EU

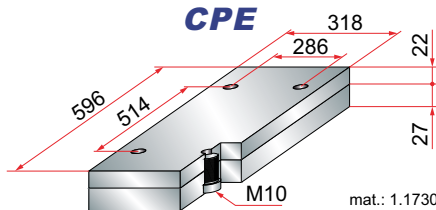


ESP-EU	
S	86
	96
	116
	136
	156
176	

mat.: 1.1730



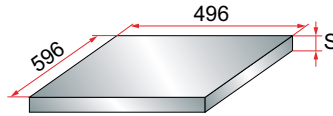
CPE



mat.: 1.1730

P PLATES

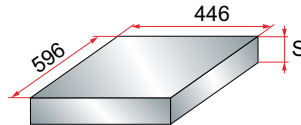
PBA-P



PBA-P	
S	36
	46

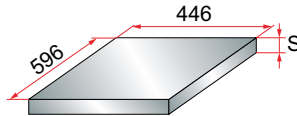
mat.: 1.1730

PC-P



		Material	
		1.1730	1.2311
S	36	*	*
	46	*	*
	56	*	*
	66	*	*
	76	*	*
	86	*	*
	96	*	*
	116	*	*
	136	*	*
	156	*	*
176	*	*	

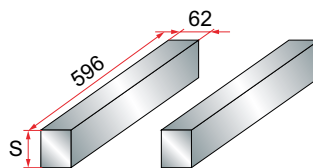
PS-P



PS-P	
S	36
	46

mat.: 1.1730

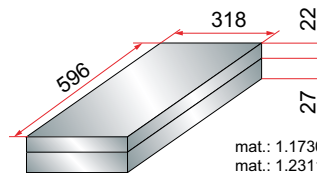
ESP-P



ESP-P	
S	86
	96
	116
	136
	156
	176

mat.: 1.1730

CPE-P



mat.: 1.1730
mat.: 1.2311