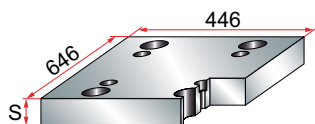


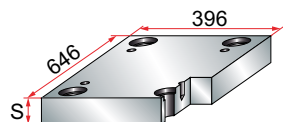
PBA-EU



PBA-EU	
S	36
	46

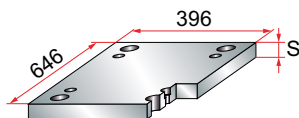
mat.: 1.1730

PC



		Material	
		1.1730	1.2311
S	36	*	*
	46	*	*
	56	*	*
	66	*	*
	76	*	*
	86	*	*
	96	*	*
	116	*	*
	136	*	*
	156	*	*
176	*	*	
196	*	*	

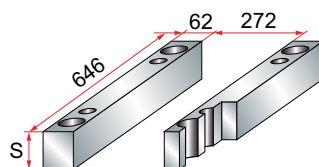
PS-EU



PS-EU	
S	46
	56

mat.: 1.1730

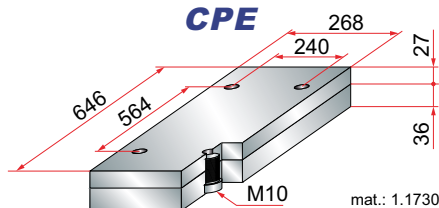
ESP-EU



ESP-EU	
S	76
	86
	96
	116
	136
156	

mat.: 1.1730

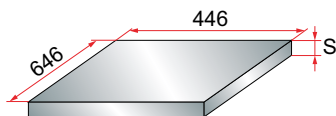
CPE



mat.: 1.1730

P PLATES

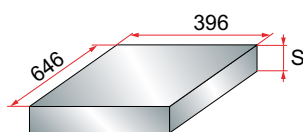
PBA-P



PBA-P	
S	36
	46

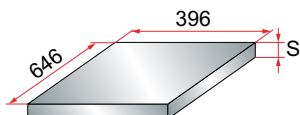
mat.: 1.1730

PC-P



		Material	
		1.1730	1.2311
S	36	*	*
	46	*	*
	56	*	*
	66	*	*
	76	*	*
	86	*	*
	96	*	*
	116	*	*
	136	*	*
	156	*	*
	176	*	*
196	*	*	

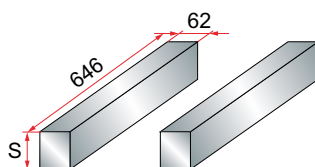
PS-P



PS-P	
S	46
	56

mat.: 1.1730

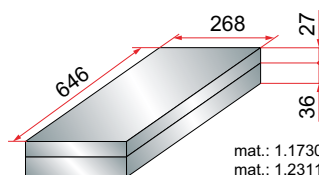
ESP-P



ESP-P	
S	76
	86
	96
	116
	136
	156

mat.: 1.1730

CPE-P



mat.: 1.1730
mat.: 1.2311