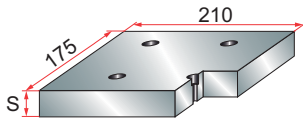


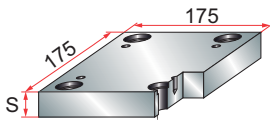
PBA



PBA	
S	22
	27

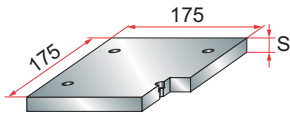
mat.: 1.1730

PC



		Material	
		1.1730	1.2311
S	22	*	*
	27	*	*
	36	*	*
	46	*	*
	56	*	*
	66	*	*
	76	*	*
	96	*	*

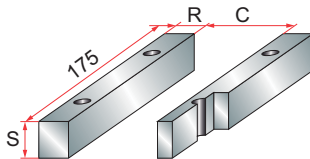
PS



PS	
S	22
	27

mat.: 1.1730

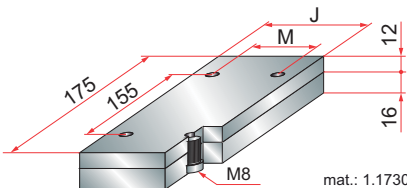
ESP



ESP		
R	26	36
S	50	50
	70	70
	90	90
C	123	103

mat.: 1.1730

CPE



J	120	100
M	100	80

mat.: 1.1730